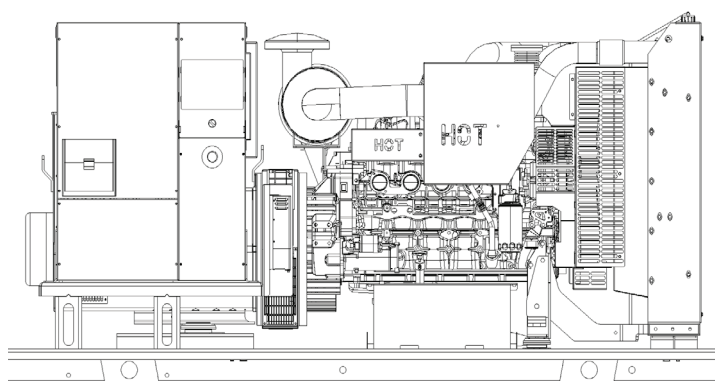


MODEL

HDI-60F *Not for use or sale in California

60Hz STANDBY POWER RATINGS

60kW/60Hz//1800RPM



VOLTAGE VAC	120/240V	120/208V	139/240V	277/480V	347/600V
RATING	Standby	Standby	Standby	Standby	Standby
PHASE	1	3	3	3	3
PF	1.0	0.8	0.8	0.8	0.8
HZ	60	60	60	60	60
KW	60	60	60	60	60
KVA	60	75	75	75	75
AMPS	250	208	181	90	72

Description

HIPOWER® Heavy Duty Industrial generators are an efficient, reliable and versatile source of back-up electrical power that have been designed to operate in the most extreme working conditions. All HIPOWER® Heavy Duty Industrial generators combine an innovative design and the use of high quality materials that provide the user with the most dependable power that can be relied on for non-stop power with easy to operate controls.

Powered by a radiator-cooled, industrial FPT Diesel engine that meets current Environmental Protection Agency (EPA) TIER 3 exhaust emission regulations, driving a single bearing, four-pole, three-phase alternator, with IP23 protection. The Emergency Power kVA rating is given with a 125 degree °C alternator winding temperature rise.

HIPOWER® Features and Benefits

FPT: Diesel Engine: Long-life, heavy-duty, 4-cycle, direct injection engine for economy of operation and maximum reliability and durability.

Cooling: Radiator with belt driven pusher fan.

Air Filter: Heavy-duty replaceable element air-cleaner.

Alternator: Single bearing, rotating field, self-excited, self-ventilated, 12-wire re-connectable, 60Hz brushless alternator and Class H insulation. Automatic voltage regulator (AVR) providing close voltage regulation and skVA starting capability for electric motor loads.

Enclosure: Fully sound attenuated enclosure, manufactured using 7-gauge steel and thicker for the base; 12-gauge and 14-gauge for the enclosure, Interpon A4700 primer, in combination with Interpon 600 series coatings, are designed for exterior exposure and offers excellent light and weather resistance exceeding 1400-hr salt spray test. A 1" thick layer of durable sound insulating, oil and fire resistant foam material is installed all around the inside of the enclosure to allow high-pressure water cleaning. Vertical air discharge for quiet operation. Wide steel lockable access doors with rubber seals, easy access for maintenance and service activities, lift off Die Cast Zinc hinges textured black powder coat and corrosion resistant hardware and fasteners.

Exhaust: Low noise, steel residential-type exhaust silencer with rain cap.

Fuel Filtration: Standard and secondary water separator with visible level on fuel filters.

Controls: Digital control panel with manual and automatic start and stop features. Many programmable automatic functions for local and remote controls with LED lights and tamper proof engine hour recorder.

Certification: Generator set is UL 2200 Listed and CSA certified and meets ISO 8528-5. IBC seismic certified to the maximum force level requirements according to ICC-ES AC-156.

HIMOinsa POWER SYSTEMS, INC.

16600 South Theden Street, Olathe, KS 66062

Tel: 913 495 5557 | Fax: 913 495 5575 www.hipowersystems.com

Codes and Standards Compliances used where applicable



APPLICATION DATA

ENGINE SPECIFICATION		LUBRICATION SYSTEM	
Manufacturer	FPT - Iveco	Oil pan capacity - gal (L)	1.9 (8.5)
Model	N45SM2X	Oil pan capacity with filter - gal (L)	3.4 (12.8)
EPA certified	Tier 3	Oil cooler	Liquid
Crankshaft speed	1,800 rpm	Recommended lubricating oil grade	SAE 10W-30 / ACEA E3/E5 (refer to owners manual)
Type	Diesel, 4-stroke	Oil consumption at full load	< 0.1% of fuel consumption
Injection	Direct	Oil pressure – psi (kPa)	72.6 (500)
Aspiration	Turbocharged aftercooled air/air	ENGINE ELECTRICAL SYSTEM	
Number of Cylinders	4	Starting motor voltage	12 volt
Cylinder arrangement	In-line	Cold Cranking Amps - minimum	650 Amp
Displacement CID (liters)	275 (4.5)	Battery charging Alternator	60 Amp
Bore and Stroke ins (mm)	4.1 x 5.2 (104 x 132)	Battery capacity	650CCA 850CA 115RC GROUP SIZE 24F
Nominal power	92.5 hp		
Cooling	Liquid		
Governor	Mechanical		
Governor Regulation Class	ISO 8528 Part 1 Class G3		
Frequency Regulation	Isochronous		
Starting motor & alternator	12 Volt		
Compression ratio	17.5:1		
Air cleaner type	Heavy duty - single cartridge		
ALTERNATOR SPECIFICATION			
Manufacturer	STAMFORD		
Model 120/240V Single phase	UCI224F		
Model 120/208V Three phase	UCI224F		
Model 277/480V Three phase	UCI224E		
Model 347/600V Three phase	UCI224E		
Alternator Type	Four pole, rotating field		
Excitation System	Brushless		
Power factor	0.8		
Number of leads	12 leads, reconnectable		
Stator Pitch	2/3		
Insulation	Class H		
Windings – Temperature Rise	Class H (125/40° C)		
Enclosure (IEC-34-S)	IP23		
Bearing	Single, sealed		
Coupling	Flexible disc		
Amortisseur windings	Full		
Voltage regulation – no load to full load with MX341 AVR	± 1%		
TIF	<50		
Radio Frequency Emissions compliance	Meets requirements of most industrial and commercial applications		
Line harmonics	5% maximum		

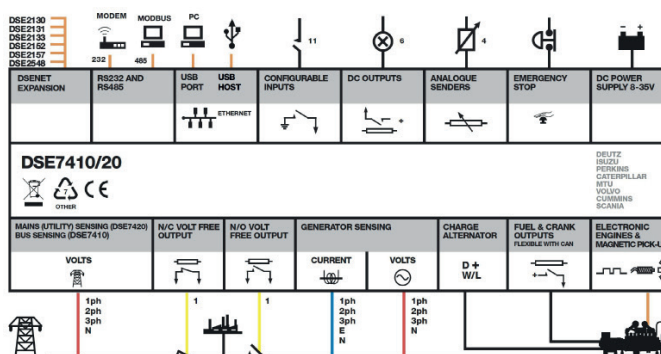
STANDARD FEATURES

Enclosure (If selected)	Engine System	Fuel System
Rust-Proof Fastener with Nylon Washers Protect Finish	Oil Drain Extension	Primary Fuel Filter
High Performance Sound-Absorbing Material (L1)	Air Cleaner	Flexible fuel lines
Gasketed Doors	Fan Guard	Generator set
Air Discharge Hoods for Radiators- Upwards Pointing	Factory Filled Oil	Separation of Circuits – Multiple Breakers (load center)
Lift Off Door Hinges	Battery Charging Alternator	Separation of Circuits – High / Low Voltage
Stainless Steel Lockable Handles	Alternator Systems	Internal Genset Vibration Isolation
Textured Polyester Powder Coat	12 Leads (3-Phase, Non 600V)	Wrapped Exhaust Piping
Cooling System	Class H Insulation Material	Standard Factory Testing
Factory-Installed Radiator	Vented Rotor	2 Year/2000 hours Limited Warranty
Radiator Drain Extension	2/3 Pitch	Emergency Stop
50/50 Ethylene Glycol Antifreeze	Full Load Capacity Alternator	Silencer Mounted in the Discharged Hood (Enclosed Only)
Electrical Systems	Protective Thermal Switch	
Battery Cables and Battery Tray	Permanent Magnet Excitation	
Batteries	Skewed Stator	

CONTROL SYSTEM



- “Protections disabled” feature
- kW protection
- Reverse power (kW) protection
- LED and LCD alarm indication
- Power monitoring (kWh, kVAr, kVAh, kVArh)
- Load switching (load shedding and dummy load outputs)
- Independent Earth Fault trip
- Fuel usage monitor and low fuel alarms
- Configurable display languages
- User selectable simultaneous RS232, RS485 & Ethernet communications
- MODBUS RTU & TCP support
- Configurable MODBUS pages
- Fully configurable via DSE Configuration Suite PC software
- Data logging to assist with fault finding
- PLC editor allows user configurable functions to meet specific application requirements
- Licence-free PC software
- Multiple date and time scheduler
- DSENet® expansion compatible
- Charge alternator failure alarm
- 4-Line back-lit LCD text display
- Front panel editing with PIN protection
- Customizable status screens
- Power save mode
- 11 configurable inputs
- 8 configurable outputs
- Flexible sensor inputs
- Configurable timers and alarms
- 3 configurable maintenance alarms
- Multiple date and time scheduler
- Configurable event log (250)



CONFIGURABLE OPTIONS

ENCLOSURE	ENGINE SYSTEM	ELECTRICAL SYSTEM
Open Skid	Oil heater	Battery Warmer
Weather Enclosure	120V-1ph Water Jacket Heater (with Isolation Valves)	10A Battery Charger
Level 1 Sound attenuated	208V-3ph Water Jacket Heater (with Isolation Valves)	6A Battery Charger
Level 2 Sound attenuated	CIRCUIT BREAKER OPTIONS	10 Positions Load Center (100Amps)
ALTERNATOR SYSTEM	Thermal-Magnetic trip 80% & 100% rated	Remote ESTOP with N3R break glass
Anti-condensation heater	LSI Electronic trip 80% and 100% rated	120V GFCI receptacle
Alternator upsizing	LSI Electronic trip 80% and 100% rated	10A Relay common alarm
Rheostat	LSIG Electronic trip 80% and 100% rated	10A Run Relay
MX321 AVR	Second Main Line Circuit Breaker	8 Leds Remote Annunciator on Surface mounted Box
	Mechanical Lugs	16 Leds Remote Annunciator on Surface mounted Box
	Shunt trip	24 Leds Remote Annunciator on Surface mounted Box
	Auxiliary Contacts for Main and Secondary Breaker	
		GENERATOR SET
		Extended Factory Load Testing
		Extended Warranty
		Seismic Mounts

ENGINEERED OPTIONS

ENCLOSURE	ENGINE SYSTEM	ELECTRICAL SYSTEM
Snow Hood (only with L2)	Fluid Containment Pan	AC/DC Enclosure Lighting Kit with Timer
Air Outlet Gravity dampers		Enclosure Heater
Air Inlet motorized dampers (only with L2)		240V Twist lock receptacle
CIRCUIT BREAKER OPTIONS	CONTROL SYSTEM	GENERATOR SET
3rd Breaker system		Special Testing
Shunt Trip on 3rd Breaker	Spare inputs (x4) / output (x4)	ALTERNATOR SYSTEM
Auxiliary contact on 3rd Breaker	DSE2130 - DSENet Input Expansion Module	Tropical coating
FUEL TANK	DSE2157 - DSENet Output Expansion Module	
Custom Size – 72hr and 96hr	DSE855 - DSENet USB to Ethernet ModBus TCP/IP Communication Module	
Custom type to meet State spec.	DSE892 - DSENet USB to Ethernet ModBus TCP/IP - SNMP Comm. Module	
Vent Extensions	DSE2520 - Remote Display Module	
Overfill Protection Valve		

OPERATING DATA

FUEL SYSTEM	
Recommended fuel	# 2 - ULSD
Fuel supply line, min. ID mm(in.)	9.5 - (3/8")
Fuel return line,min. ID, mm (in.)	9.5 - (3/8")
Max. lift, fuel pump, type, m (ft)	TBD
Fuel filter	Secondary 5 Microns @ 98% Efficiency

FUEL CONSUMPTION		(Standby Power Rating)
100% load	US Gal/hr (L/hr)	4.99 (18.8)
75% load	US Gal/hr (L/hr)	3.7 (14)
50% load	US Gal/hr (L/hr)	2.5 (9.4)
25% load	US Gal/hr (L/hr)	1.2 (4.5)

COOLING SYSTEM	
Engine cooling air flow	cfm (m³/min) 4,873 (138)
Alternator cooling flow	cfm (m³/min) 595 (16.8)
Combustion air flow	cfm (m³/min) 247 (7)
Total cooling air flow (engine+alternator+combustion)	cfm (m³/min) 5,715 (161.8)
Total cooling capacity	US gallons (liters) 2.64 (10)
Max. Operating Temperature	°F (°C) 122 (50)

EXHAUST	
Exhaust gas flow	cfm (m³/min) 534 (15.1)
Max. Exhaust temp at full load degrees	°F (°C) 932 (500)
Max. permissible back pressure	in H2O (kPA) 20 (5)

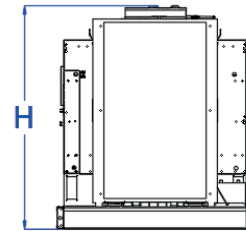
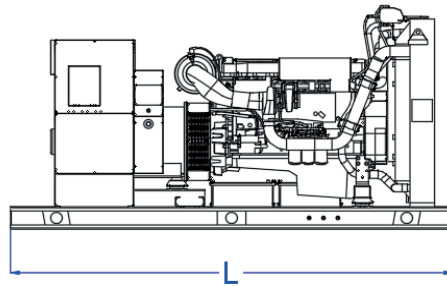
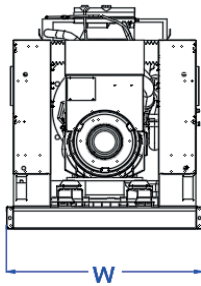
Starting Capabilities (sKVA)

	120/240V (1PH)					277/480V					208/240V					347/600V				
Alternator	10%	15%	20%	25%	30%	10%	15%	20%	25%	30%	10%	15%	20%	25%	30%	10%	15%	20%	25%	30%
Standard	36	56	78	104	135	48	76	108	140	180	45	60	80	110	140	48	76	108	144	186
Upsized	44	70	100	132	180	56	102	150	200	253	60	90	135	180	230	65	100	145	190	245

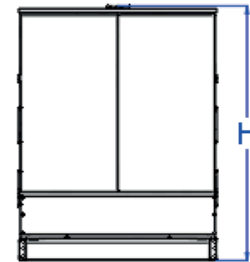
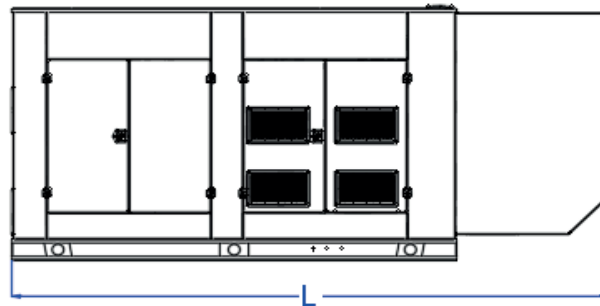
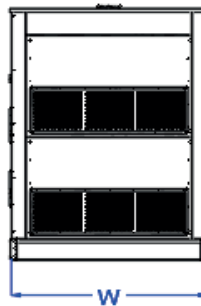
Circuit Breaker

	120/240V (1PH)		277/480V		120/208V		120/240V		347/600V	
Make and model	ABB XT4NU3250AFF000XXX		ABB XT1NU3090AFF000XXX		ABB XT3NU3225AFF000XXX		ABB XT3NU3200AFF000XXX		ABB XT1NU3080AFF000XXX	
Amps	250 A		90 A		225 A		200 A		80 A	

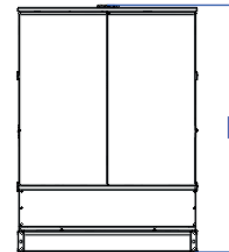
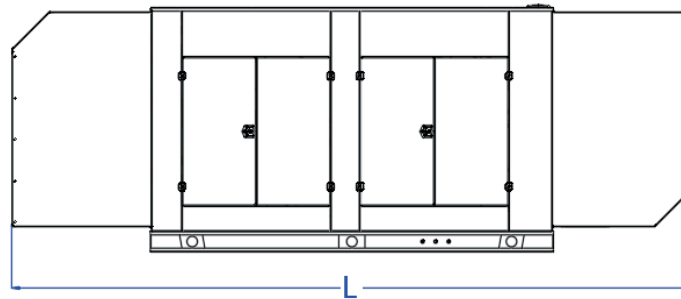

DIMENSIONS, WEIGHTS & SOUND LEVELS



CONFIGURATION	RUN TIME (HOURS)	USABLE CAPACITY (Gal.)	L = Length	W = Width	H = Height	Weight lbs	dBA
OPEN SET	No Tank	-	85"	43"	51.5"	2261	N/A
	32.6	163	139"	46.3"	11.5"	1200	
	65	325	139"	46.3"	21"	1500	



CONFIGURATION	RUN TIME (HOURS)	USABLE CAPACITY (Gal.)	L = Length	W = Width	H = Height	Weight lbs	dBA
WEATHER ENCLOSURE	No Tank	-	113.9"	46.3"	60.1"	3111	73
	32.6	163	139"	46.3"	11.5"	1200	
	65	325	139"	46.3"	21"	1500	
LEVEL 1 ENCLOSURE	No Tank	-	113.9"	46.3"	60.1"	3161	71
	32.6	163	139"	46.3"	11.5"	1200	
	65	325	139"	46.3"	21"	1500	



CONFIGURATION	RUN TIME (HOURS)	USABLE CAPACITY (Gal.)	L = Length	W = Width	H = Height	Weight lbs	dBA
LEVEL 2 ENCLOSURE	No Tank	-	143"	46.3"	60.1"	3280	68
	32.6	163	167.5"	46.3"	11.5"	1200	
	65	325	167.5"	46.3"	21"	1500	

* All measurements are approximate and for estimation purposes only. Weights are without fuel tank. Sound levels measured at 23ft (7m) and does not account for ambient site conditions.



Intertek

Conforms to UL STD 2200
Certified to CSA STD C22.2#100
Certified to CSA STD C22.2#14

REV-4

***Not for use or sale in California**